

## CANOPY LIGHT

The **MPulse Canopy** Light delivers powerful lighting in a sleek form factor ideal for parking garage and canopy applications. The luminaire is available with patent-pending visual comfort optics that distribute light through a non-pixelated light source, resulting in uniform, eye-pleasing illumination with minimal glare. Emergency battery-backup further enhances pedestrian and motorist safety. Simple-to-mount features enable one person to complete the installation, while exceptional lumen maintenance translates to years of energy and labor cost savings. Bringing an extraordinary blend of performance, value and aesthetics to otherwise ordinary spaces, the Canopy Light is part of a full architectural family that includes Wall Mount, Area, Flood and Bollard solutions.



Visual Comfort (VC)

**DIMENSIONS:** Please see page 2 for dimensional drawings.

### PERFORMANCE:

- Available in lumen packages ranging from 2,460 lm to 6,920 lm
- LEDs have a calculated lumen maintenance value of >87% (L87) at 100,000 hours calculated at 25°C
- 120-277V dimming standard, 347-480V available

### OPTICS:

- Available in Canopy, Parking Garage, Asymmetric distributions and Visual Comfort

### OPTIONS:

- 10kV Surge Suppressor Standard
- High/Low/Off PIR fixture integrated photo/motion sensor compatible with FSIR-100 remote control

### FINISHES:

- Satin bronze finish standard
- Also available in silver finish

### CONSTRUCTION:

- Die Cast Aluminum housing
- Polycarbonate lens

### MOUNTING:

- Latch design allows easy one person installation with the mounting plate
- Standard 3/4" NPT for pendant mounting (pendant by others)
- Standard adapter plate included for junction box mounting (junction box by others)
- Two side-mounted 1/2" NPT knockouts
- Cannot be mounted directly to combustible surfaces

### ENVIRONMENT:

- Listed for use in wet locations to UL standards and IP66 rated

### PHOTOMETRICS:

See pages 3-4 for photometric layouts.  
All IES files available online.

### CONTROLS:

**Photo/Motion Sensor:** The Wattstopper FSP-211 uses passive infrared (PIR) sensing technology to react to changes in infrared energy (i.e. moving body heat) within the coverage area. This slim, low-profile sensor is designed for installation inside the bottom of a light fixture body and is ideal for outdoor environments. The sensor operates at 120V/230V-240V and single phase 277V. The motion sensor is fully adjustable with dimmed light level options as well as on/off dusk to dawn control. Sensor can be combined with various lenses to operate at mounting heights from 8' to 40'. Factory settings can be adjusted via the FSIR-100, a wireless configuration tool. **Note that the sensor comes with photocell setting disabled and the FSIR-100 must be purchased if photocell functionality is desired.**

**120-277VAC Photocontrol:** Universal voltage photocontrols turn fixture on and off based on footcandle levels to help conserve energy during daylight hours. The operating temperature of the photocontrol is -30°F-120°F. Photocell mounted external.



## CANOPY LIGHT

### SPECIFICATIONS:

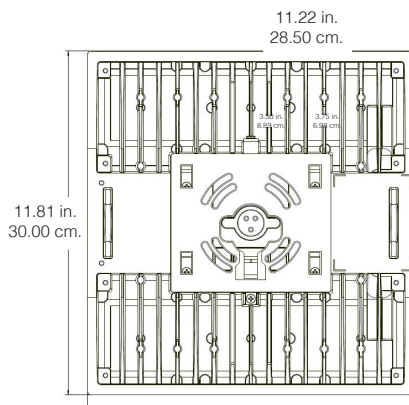
Item	Specification	28 WATTS - DETAILS	55 WATTS - DETAILS
General Performance	Input Power (W)	28	56
	Lumens Delivered @ 4000K (lm)	3,875 - 3,945 (2,460 VC)	6,635 - 6,920 (4,790 VC)
	Lumens Delivered @ 5000K (lm)	3,790 - 3,870	6,570 - 6,840
	Efficacy (lm/W)	up to 147 (95 VC)	up to 122 (90 VC)
	CRI	>70 (VC > 80)	
	Calculated Lumen Maintenance (L87, TM-21 @ 25°C)	>100,000 hours	
	Color Temperature	Available in 3000K, 4000K & 5000K	
Electrical	Input Voltage	120-277V dimming standard, 347-480V available	
	Power Factor	> 90%	
Physical	Housing	Die-cast aluminum	
Certification	Certification	cULus Listed, DLC Premium, DLC Standard*	
	Environment	Wet location rated, IP66	
	Warranty	10 years	
	Operating Temperature	-40°F - 122°F (-40°C - 50°C)	
	Humidity	10% - 90% RH, non condensing	

\*Visual Comfort models are DLC Standard.

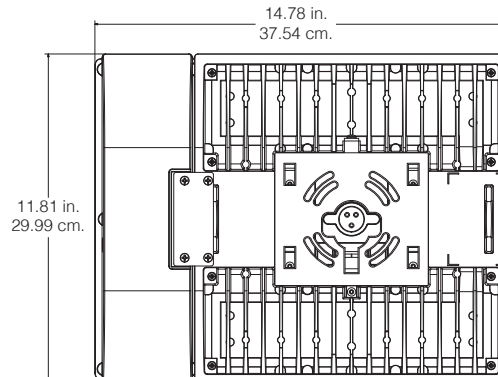
MODEL SELECTION Typical order example: MP-CP28UP-50B									
MP	-	CP		U	-				
FAMILY	-	SUB-FAMILY	WATTAGE	VOLTAGE	DISTRIBUTION	-	CCT	FINISH	OPTIONS
MP= MPulse	-	CP= Canopy Light	28= 28W, 150W MH equiv. 55= 56W, 250W MH equiv.	U= 120-277V H= 347-480V	C= Canopy P= Parking Garage A= Asymmetric C-VC8= Canopy Visual Comfort 80 CRI	-	30= 3000K 40= 4000K 50= 5000K	B= Bronze S= Silver Contact Maxlite for additional finishes	(BLANK)= None MS= Photo/Motion Sensor PC= 120-277V Button Photocell EM= Emergency Battery Backup

### DIMENSIONS:

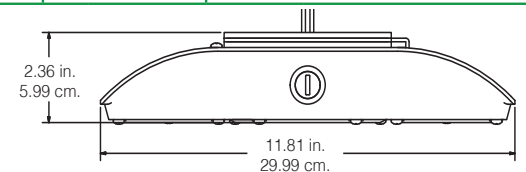
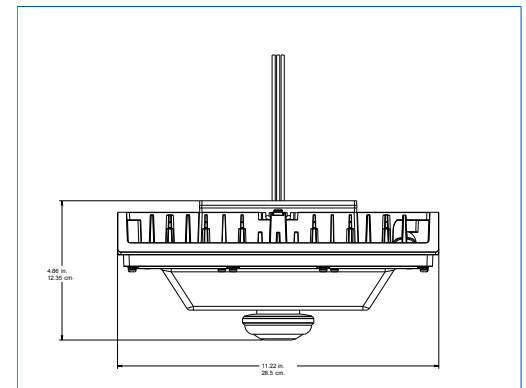
#### STANDARD FIXTURE:



#### BATTERY BACKUP MODEL:



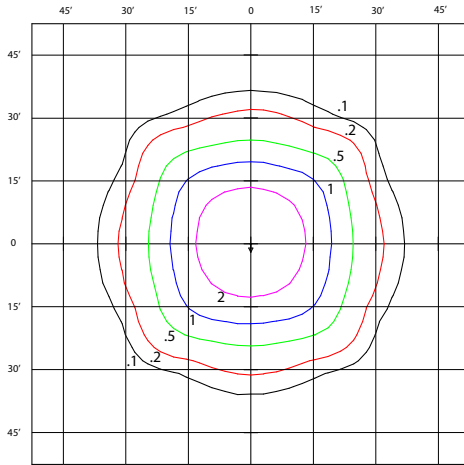
#### MOTION SENSOR MODEL:



## CANOPY LIGHT



### PERFORMANCE:



**28W, Canopy Distribution**

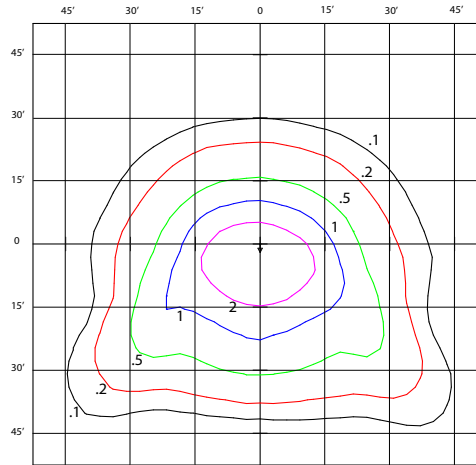
3870 Lumens

5000 K

15' Mounting Height

Foot-candle Correction Factor:

New Height:	12'	15'	20'	25'
Multiply by:	0.8	1	1.33	1.67



**28W, Asymmetric Distribution**

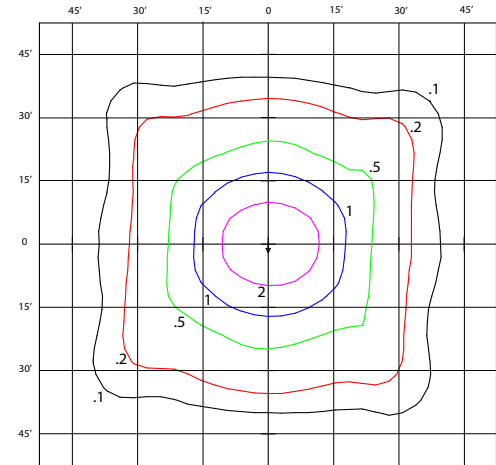
3875 Lumens

5000 K

15' Mounting Height

Foot-candle Correction Factor:

New Height:	12'	15'	20'	25'
Multiply by:	0.8	1	1.33	1.67



**28W, Parking Garage Distribution**

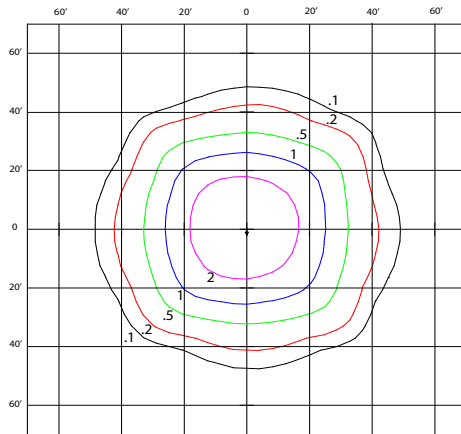
3800 Lumens

5000 K

15' Mounting Height

Foot-candle Correction Factor:

New Height:	12'	15'	20'	25'
Multiply by:	0.8	1	1.33	1.67



**55W, Canopy Distribution**

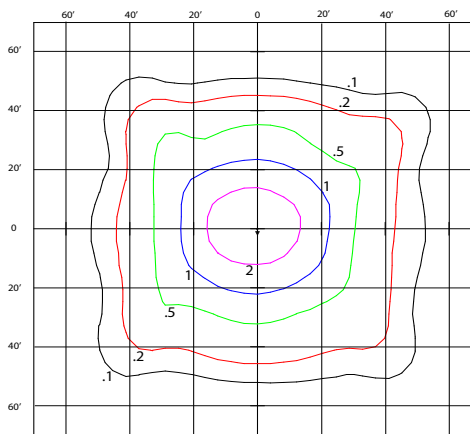
6840 Lumens

5000 K

20' Mounting Height

Foot-candle Correction Factor:

New Height:	12'	15'	20'	25'
Multiply by:	0.6	0.75	1	1.25



**55W, Parking Garage Distribution**

6655 Lumens

5000 K

20' Mounting Height



Foot-candle Correction Factor:

New Height:	12'	15'	20'	25'
Multiply by:	0.6	0.75	1	1.25



## CANOPY LIGHT

### ACCESSORIES:

Description	Item Number	Order Code	Image
MPULSE CANOPY BIRD COVER, BRONZE, 2 PC WITH HARDWARE	MP-CPBIRDCOVER-B	100442	
MPULSE CANOPY BIRD COVER, SILVER, 2 PC WITH HARDWARE	MP-CPBIRDCOVER-S	100443	
REMOTE HANDHELD CONFIGURATION TOOL (FOR USE WITH FSP-211 SENSOR)	FSIR-100	102184	